

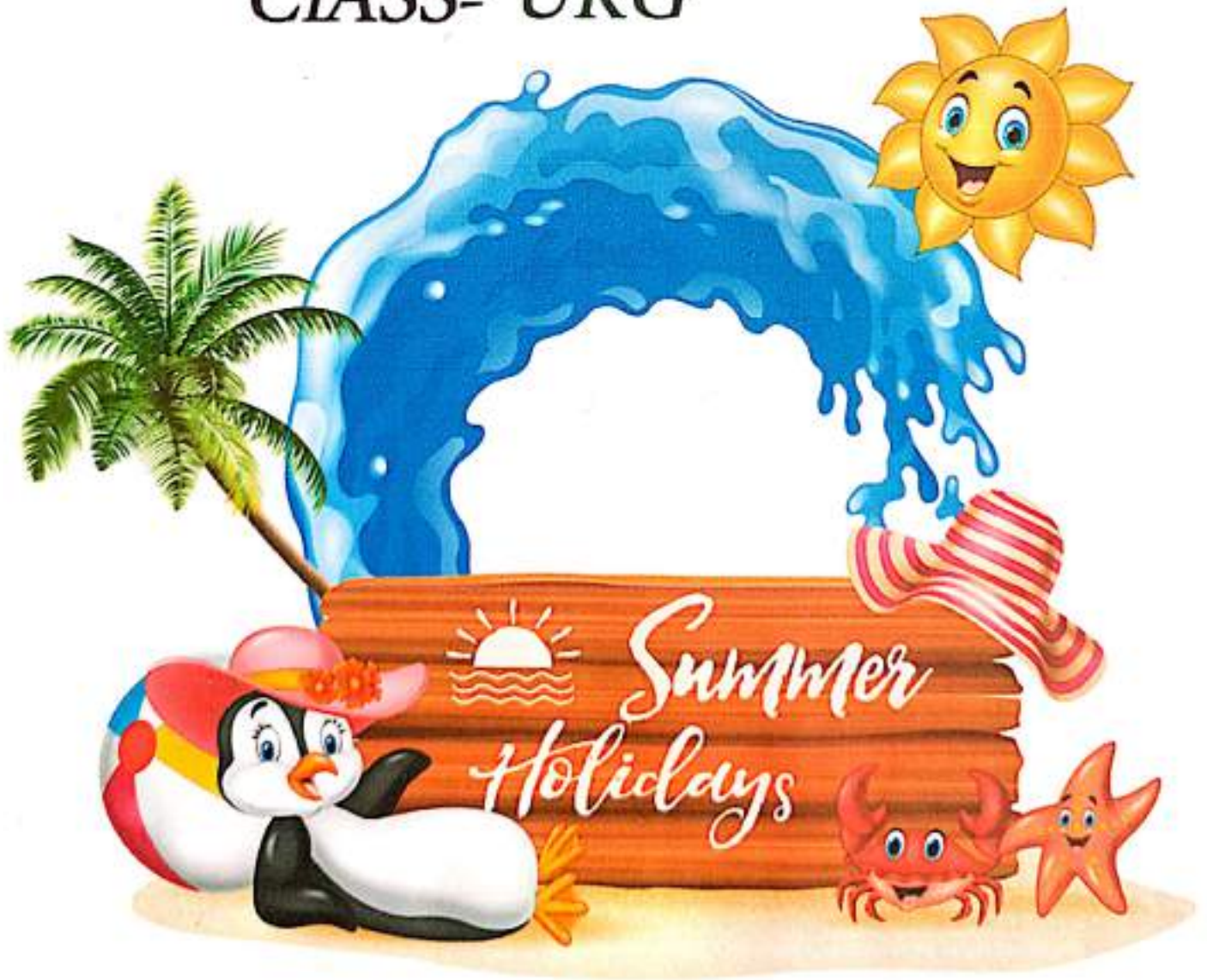
VISHUDDH INTERNATIONAL SCHOOL

SHIKOHABAD

2026-2027

**HOMEWORK**

**CLASS- UKG**



Name: \_\_\_\_\_

Class: \_\_\_\_\_

### clothes Matching

Look, read and match. Use different colours.



socks



shoe

dress



cap



t-shirt



trousers



gloves



skirt



shorts



sweater

Name: \_\_\_\_\_

Class: \_\_\_\_\_

Identify and write the name of each family member.



mom

dad

sister

brother

Name: \_\_\_\_\_

Class: \_\_\_\_\_

# All About Me



My Name is \_\_\_\_\_


This is me




I am



years old



This is my handprint




UKG - EVS Worksheet

Name: \_\_\_\_\_

Class: \_\_\_\_\_

They are my friends. Draw eyes, nose, mouth?



UKG - EVS Worksheet

Name: \_\_\_\_\_

Class: \_\_\_\_\_

# BODY PARTS

Cut out the pictures of the body parts below and paste them into the correct box.



What do you use to smell?



What do you use to see?



What do you use to hear?



What do you use to eat?



Where do your eyebrows rest?



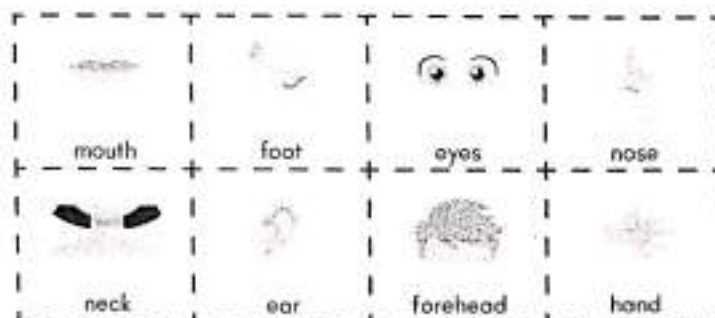
What do you use to explore the world?



What do you use to turn your head?



What do you use to kick a ball?



Name: \_\_\_\_\_

Class: \_\_\_\_\_

# Body Parts Name

Match the body parts to their names.



•



•



•



•



•



•

• Eyes

• Forehead

• Lips

• Teeth

• Tongue

• Ear


UKG - EVS Worksheet

Name: \_\_\_\_\_

Class: \_\_\_\_\_

Fill in the blanks with the correct sense organs. Choose from the words in the box.

**ears**      **nose**      **tongue**      **hands**      **eyes**



I can **hear** with my \_\_\_\_\_. I can **see** with my \_\_\_\_\_.



I can **touch** with my \_\_\_\_\_.



I can **taste** with my \_\_\_\_\_. I can **smell** with my \_\_\_\_\_.

Name: \_\_\_\_\_

Class: \_\_\_\_\_

Read each scenario below and decide how you would feel in each situation. Then, cut out the feeling words at the bottom of the page and paste them into the correct box.

You lost your mom in a store.

You feel hot and your head hurts.

You lost your glasses.

You got an A on your spelling test.

Your dog ran away from home.

You're going to a birthday party.

You can't find your glasses.

You can't have the toy you want.



# Phonics: Circle the letters



Circle the letter each object starts with.



g j l



h z t



k d c



p k r



k f c






p k r

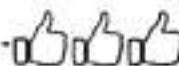
# Phonics: Match the picture



Trace and match the alphabet with the object that begins with it.



# Phonics: Ending sounds



Choose from the letters given below and fill in the boxes to complete the words.

n x y p g l



s u



p i



t o



f o




b o

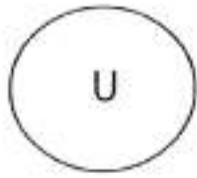
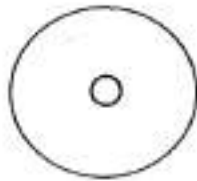
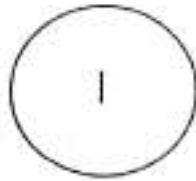
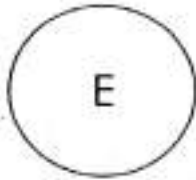
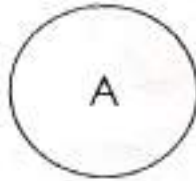


o w

# Phonics: Vowels



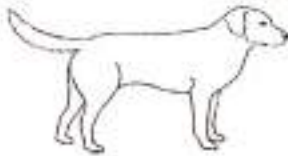
There are five vowels in the English alphabet: A, E, I, O and U. The pictures given below begin with vowels. Match the pictures to the correct vowel.



# Phonics: Short vowel sound



Colour the circle that contains the vowel that fits in the blank spaces in each row. Say the words out loud. Notice the sound each vowel makes.

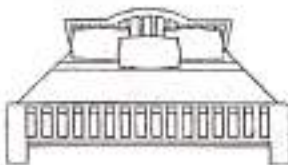


d \_ g

a e i o u



l \_ g



b \_ d

a e i o u



h \_ n



c \_ r

a e i o u



c \_ p



c \_ p

a e i o u



j \_ g



f \_ s h

a e i o u



s \_ c k

सुलेख: तीन अक्षर वाले शब्द को मिलाकर लिखो।

शहद

|       |       |       |
|-------|-------|-------|
| _____ | _____ | _____ |
| _____ | _____ | _____ |
| _____ | _____ | _____ |

पदक

|       |       |       |
|-------|-------|-------|
| _____ | _____ | _____ |
| _____ | _____ | _____ |
| _____ | _____ | _____ |

समय

|       |       |       |
|-------|-------|-------|
| _____ | _____ | _____ |
| _____ | _____ | _____ |
| _____ | _____ | _____ |

लहर

|       |       |       |
|-------|-------|-------|
| _____ | _____ | _____ |
| _____ | _____ | _____ |
| _____ | _____ | _____ |

शरम

|       |       |       |
|-------|-------|-------|
| _____ | _____ | _____ |
| _____ | _____ | _____ |
| _____ | _____ | _____ |

सुलेख: तीन अक्षर वाले शब्द



आओ तीन अक्षर वाले शब्द को मिलकर लिखो ।

महल

|  |  |  |
|--|--|--|
|  |  |  |
|  |  |  |
|  |  |  |

कमल

|  |  |  |
|--|--|--|
|  |  |  |
|  |  |  |
|  |  |  |

परख

|  |  |  |
|--|--|--|
|  |  |  |
|  |  |  |
|  |  |  |

भजन

|  |  |  |
|--|--|--|
|  |  |  |
|  |  |  |
|  |  |  |

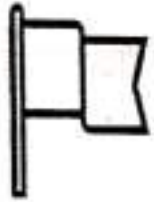
नमक

|  |  |  |
|--|--|--|
|  |  |  |
|  |  |  |
|  |  |  |

वयंजन: चित्र मिलान करें ।



छ



क



झ



द

10

ध

व्यंजन: चित्र मिलान करें ।



...के लिए सही विकल्पों में से सही विकल्प चुनिए।



फ



स



ख



प



ग

## व्यंजन: चित्र चिलान



चित्र को पहिनेँ और सही व्यंजन को चित्र से चिलाएँ और उनि रंग भरें।



फ



स



ख



प





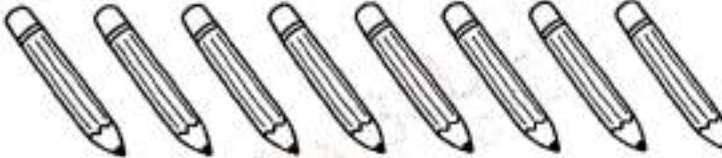



ग

Name:

Class:

### Numbers 1 to 10

Count the school objects and write the numbers in the box.

|  |                      |
|--|----------------------|
|    | <input type="text"/> |
|    | <input type="text"/> |
|  | <input type="text"/> |
|  | <input type="text"/> |
|  | <input type="text"/> |
|  | <input type="text"/> |

Name:

Class:

### Number Names 0 to 10

Match each number to its number name.

|   |       |    |       |
|---|-------|----|-------|
| 0 | two   | 6  | eight |
| 1 | three | 7  | seven |
| 2 | zero  | 8  | six   |
| 3 | one   | 9  | ten   |
| 4 | four  | 10 | nine  |

Write the number name for each number.

6

8

7

9

11

13

10

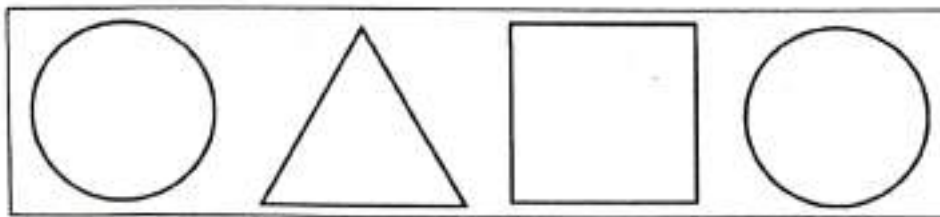
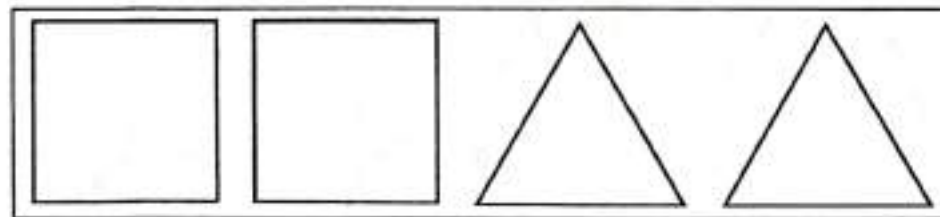
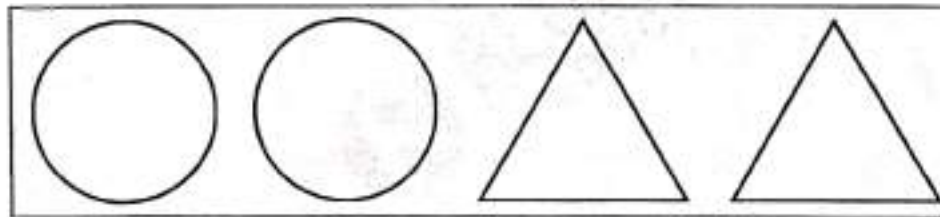
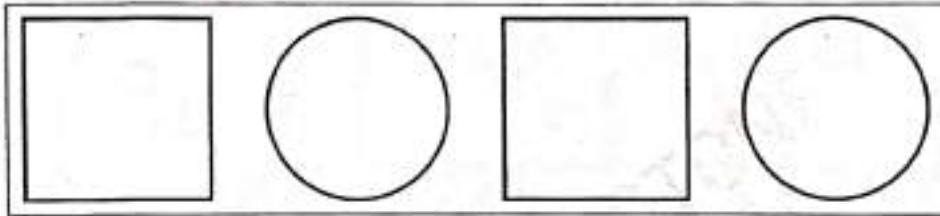
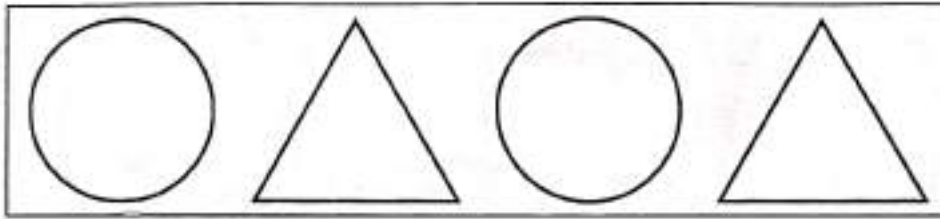
12

Name:

Class:

### Patterns

Draw and color the next shape to complete the pattern



Name:

Class:

### Backward Counting 20 to 1

Write the numbers by counting backwards from 20 to 1.

20

15

10

6

1

Name:

Class:

### Number Names 11 to 20

Colour the number names and matching numbers in the same colour.

|           |          |          |        |    |
|-----------|----------|----------|--------|----|
| eleven    |          |          |        |    |
| twelve    |          | thirteen |        |    |
| fourteen  | fifteen  | sixteen  |        |    |
| seventeen | eighteen | nineteen | twenty |    |
| 18        | 14       | 12       | 20     | 17 |
| 11        | 16       | 15       | 13     | 19 |

Name:

Class:

## Skip Counting

Fill in the missing numbers.

Count by 2's

6

12

20

Count by 2's

22

30

Name:

Class:

### Skip Counting

Fill in the missing numbers as you skip count by 5's:

|    |    |    |    |
|----|----|----|----|
| 5  |    | 15 |    |
| 25 |    | 35 |    |
| 45 | 50 |    | 60 |
|    | 70 |    | 80 |
|    |    | 95 |    |

Name:

Class:

### Skip Counting

Fill in the missing numbers as you skip count by 10's:

The skip counting path consists of the following circles and connections:

- Starts at a ship illustration.
- Circle 1: 10
- Circle 2: (Empty)
- Circle 3: 30
- Circle 4: 50
- Circle 5: (Empty)
- Circle 6: 70
- Circle 7: (Empty)
- Circle 8: 80
- Circle 9: (Empty)
- Circle 10: (Empty)
- Ends at a treasure chest on an island illustration.

Name:

Class:

### Place Value: Tens and Ones

Look at each number. Write how many tens and ones there are.

|           |   |           |   |
|-----------|---|-----------|---|
| <b>21</b> | Tens    Ones<br><input type="text"/> <input type="text"/> | <b>65</b> | Tens    Ones<br><input type="text"/> <input type="text"/> |
| <b>53</b> | Tens    Ones<br><input type="text"/> <input type="text"/> | <b>17</b> | Tens    Ones<br><input type="text"/> <input type="text"/> |
| <b>47</b> | Tens    Ones<br><input type="text"/> <input type="text"/> | <b>84</b> | Tens    Ones<br><input type="text"/> <input type="text"/> |
| <b>72</b> | Tens    Ones<br><input type="text"/> <input type="text"/> | <b>35</b> | Tens    Ones<br><input type="text"/> <input type="text"/> |
| <b>98</b> | Tens    Ones<br><input type="text"/> <input type="text"/> | <b>60</b> | Tens    Ones<br><input type="text"/> <input type="text"/> |

Name:

Class:

### Place Value: Tens and Ones

Look at each number. Write tens and ones.

